

# PILGRIM<sup>TM</sup>

HOME AND HEARTH



North America's Best Selling  
Fireplace Accessories For Over 60 Years



## *Welcome to Pilgrim Home & Hearth*

*For over 60 years, Pilgrim has been the first choice for both retailers and consumers who demand the very best in quality hearth accessories. Pilgrim's award-winning designs of fireplace screens, tool sets and wood holders are backed with a Limited Lifetime Guarantee. When you choose our products, you join the ranks of millions of satisfied customers who trust Pilgrim to be at the center of their home.*

### **Peace of Mind - Pilgrim's Limited Lifetime Guarantee**

Every Pilgrim Brand product is warranted to the original consumer purchaser against defective materials or workmanship for the life of the product. A copy of the original sales receipt is required. This warranty is void if product was damaged by accident, unreasonable use, or neglect not arising from defects in materials or workmanship.

### **How Our Guarantee Works**

Pilgrim will, at its discretion, repair or replace, free of charge, any Hearth or Home item which proves to be defective due to normal use. Contact our customer service department at 800-227-1044 during normal business hours, fax your original invoice to us at 707-746-8950 or email [customerservice@pilgrimhearth.com](mailto:customerservice@pilgrimhearth.com).

### **Disclaimer**

Any implied warranties arising out of this sale, including but not limited to the implied warranties of merchantability and fitness for a particular purpose, Pilgrim shall not be liable for loss of use of the product or other incidental or consequential costs, expenses, or damage incurred by the consumer or any other user. Some states do not allow the exclusion or limitations of implied warranties or consequential damages, so the above limitations or exclusion may not apply. Pilgrim reserves the right to make modifications to size, materials or style of any product shown in this catalog.



## Table of Contents

Old World Collection.....Pages 2-5

### **Pilgrim**

Tool Sets / Forged .....Pages 6-10

Single Tools .....Page 11

Tool Sets / Modern.....Pages 12-13

Tool Sets / Traditional .....Pages 14-15

Screens / Operable Door.....Pages 16-17

Screens / Single Panel .....Pages 18-21

Screens / Bowed .....Pages 22-25

Screens / Three Panel.....Pages 26-29

Spark Guards .....Pages 30-31

Hearth Centers .....Page 32

Wood Carts.....Page 33

Log Carriers & Holders.....Pages 34-35

Wood Holders.....Pages 36-37

Fire Pit, Ash Holder.....Page 38

Wood Storage.....Page 39

Andirons & Grates .....Page 40

Pilgrim Ensembles.....Page 41

### **Napa Forge**

Tool Sets.....Pages 43-46

Screens / Operable Door.....Page 47

Screens / Three Panel.....Pages 48-53

Screens / Single Panel .....Pages 54-55

Wood Holders.....Page 56

Wood Cart & Wood Hoop .....Page 57

Hearth Rugs .....Pages 58-60

Napa Forge Ensembles.....Page 61

Coal/Ash Buckets & Bellows .....Page 62

Grapevine Ensemble.....Page 63

Canvas Bags & Hearth Gloves .....Page 64

Gas Valve Keys & Covers .....Page 65

Notes .....Page 66





\*Patent Pending

## Old World Arched Door Screen

Forged Iron

Full arch hand-forged operable door screen. Frame features authentic riveted corner bracket with adjustable rear legs that can be secured to hearth.

Item# 18445 (left)

Overall frame size: 42"W x 34"H



\*Patent Pending

## Old World Straight Door Screen

Forged Iron

Hand-forged operable door screen. Frame features authentic riveted corner bracket with adjustable rear legs that can be secured to hearth.

Item# 18474 (above)

Overall frame size: 42"W x 31"H


## Old World Arch Panel Screen

Forged Iron

Full arch frame featuring riveted corner brackets and adjustable rear legs.

Item# 18304 (right)

Overall: 42"W x 34"H



\*Patent Pending

## Old World Flat Panel Screen

Forged Iron

Riveted corner brackets and adjustable rear legs.

Item# 18329 (above)

Overall: 42"W x 31"H



\*Patent Pending

\*Metal finish or color may vary due to the variability of raw materials used in the forging process.



\*Patent Pending

## Old World Wood Holder

Forged Iron

Striking riveted corner brackets demonstrate hand-forged craftsmanship.

Item# 18540  
16"W x 16"H x 10"D



\*Patent Pending

## Old World Tool Set

Forged Iron

Authentic handwrought tools hang from a forged stand. Old world-style straw broom.


Item# 18179      32" H

## Old World Folding Screen

Forged Iron

Handcrafted handles along with riveted corner brackets give this screen the look and feel of early American craftsmanship.

Item#	Side Width	Center Height	Center Width
18225	11"	29"	29"



\*Patent Pending

\*Metal finish or color may vary due to the variability of raw materials used in the forging process.



\*Patent Pending


## Old World Vintage Operable Doors

Vintage Iron

For those who demand high quality handcrafted workmanship. A best-seller.

Item# 18473

Overall 42"W x 34"H



Old World Vintage Metal Detail

## Old World Vintage Tool Set

Vintage Iron


Heavy-duty 4 piece tool set includes broom, shovel, tongs and poker.

Item# 18083

Overall 32"H



\*Patent Pending




\*Patent Pending

## Old World Embossed Flat Panel Screen

Vintage Iron or Burnished Black

This time-honored design will grace any fireplace. Hot forged details are unique to every screen. Made in the USA.


Item#	Width	Height	Finish
17254	39"	31"	Vintage Iron
17255	39"	31"	Burnished Black
17257	44"	33"	Vintage Iron
17258	44"	33"	Burnished Black



Embossed Flat Panel Detail



\*Patent Pending



Embossed Tri Panel Detail

## Old World Embossed Tri Panel

Vintage Iron or Burnished Black

Simple elegance describes this screen. Embossed forged details make it a best seller. Made in the USA.

Item#	Center Width	Side Width	Side Height	Finish
17200	30"	12"	30.25"	Vintage Iron
17201	30"	12"	30.25"	Burnished Black

## Iron Gate

Burnished Black or  
Burnished Bronze  
Forged tools and gallery rail  
base feature crafted iron  
details.

Burnished Black

Item# 18043 28"

Burnished Bronze

Item# 18047 28"

### Related Products

Item# 18289	Single Panel Screen	Page 21
Item# 18425	Operable Doors	Page 17
Item# 18429	Operable Doors	Page 17
Item# 18534	Wood Holder	Page 36



## Pine Cone Tool Set

Matte Black

Matching 4 piece tool set includes  
broom, shovel, tongs and poker.

Item# 18084

Overall 32.25"H

### Related Products

Item# 18330	Bowed Screen	Page 24
Item# 18560	Wood Holder	Page 36



Matte Black

Vintage Iron

Burnished  
Bronze

Burnished  
Black



## Ball & Claw

Burnished Black

Distinctive forged claw  
grasping a solid iron ball,  
featured on all tools and  
stand finial.

Item# 18042 30"

### Related Products

Item# 18297	Bowed Screen	Page 25
Item# 18533	Wood Holder	Page 36



Ball & Claw Detail





## Craftsman

### Vintage Iron

Honesty of materials and craftsmanship are evident in every detail.

Item# 18018 31"

#### Related Products

Item# 18280	Single Panel Screen	Page 20
Item# 18295	Bowed Screen	Page 24
Item# 18514	Hearth Center	Page 32
Item# 18529	Wood Holder	Page 37



## Vintage

### Vintage Iron or Burnished Bronze

Proportions of this tool set make it ideal for most hearths.

Vintage Iron

Item# 18004 28"

Burnished Bronze

Item# 18005 28"

## Large Hearth

### Vintage Iron

Hand-forged from massive round stock. Sized for the large hearth.

Item# 18014 39"



### Traditional

Vintage Iron or  
Burnished Bronze  
Good design is in the  
details. Distinctive hand-  
forged accents.

Vintage Iron

Item# 18007 31"

Burnished Bronze

Item# 18008 31"



### Twisted Rope

Vintage Iron

Twisted rope handles  
gracefully complement  
twisted stand with penny  
foot base.

Item# 18009 31"

### Center Basket Weave

Vintage Iron

Artistry and craftsmanship  
exemplified in this age-old  
design. Scaled for most  
hearths.

Item# 18010 28"



*The robust appeal of these hand forged iron designs will be appreciated by those who yearn for the old-style virtues of quality craftsmanship and lasting materials. All boast quality features and all are original Pilgrim designed tools.*

### Shepherd's Crook

Vintage Iron  
Traditional shepherd's crook handle, penny foot base.

Item# 18006 33"



### Soldiered Row

Vintage Iron  
Rope handles express the simple appeal of Vintage Iron.

Item# 18011 31"



### Bowed

Vintage Iron or  
Burnished Bronze  
Soldier row of tools with gracefully bowed stand.

Vintage Iron

Item# 18012 31"

Burnished Bronze

Item# 18013 31"



## Lodge Tools

Matte Black

Hand-forged, heavy iron 1/2" square stock. Four tools on a spiral accent, wrought iron stand.

Item# 18001 39"



## Large Forged Hearth

Matte Black

Classic design detail and rugged functionality make this set the perfect fit for larger hearths.

7/16" square stock.

Item# 18002 33"



## Forged Hearth

Matte Black

Good design is in the details. Quality you expect from Pilgrim. Sized to fit most hearths.

3/8" square stock.

Item# 18003 28"





T-1 Tong  
Item# 18175  
Pack size: 6

D94 Hook  
Item# 18158  
Pack size: 6

D22 Hook  
Item# 18156  
Pack size: 6

D8 Hook  
Item# 18157  
Pack size: 6

Ash Rake  
Item# 17141  
Item# 17142  
Pack size: 6



## Vintage Iron Single Tools



30" Vintage Iron  
Item# Tool  
18159 Brush  
18165 Poker  
18167 Shovel  
18169 Tong  
1/2" hand-forged round bar  
hearth tools. Pack Size: 6

## Black Iron Hearth Tools



30" Matte Black  
Item# Tool  
18150 Brush  
18171 Poker  
18173 Shovel  
18176 Tong  
1/2" hand-forged square  
hearth tools. Pack Size: 6

## Hand Forged Hooks

Pack Size: 6



Vintage Iron  
Item# 18164

Matte Black  
Item# 18155



Vintage Iron  
Item# 18163

Matte Black  
Item# 18154



Vintage Iron  
Item# 18162

Matte Black  
Item# 18153



Vintage Iron  
Item# 18161

Matte Black  
Item# 18152



## Portfolio

Matte Black

Modern sense of style and openness featuring suspended tools.

Item# 18178 33"

### Related Products

Item# 18443	Bowed Screen	Page 25
Item# 18538	Wood Holder	Page 37
Item# 18539	Hearth Center	Page 32



## Soldiered Row Modern

Matte Black

Four tools featuring brushed steel handles hang from a modern stand.

Item# 18015 32"



## Modern

Matte Black

Brushed Steel handled tools are featured on an architectural stand.

Item# 18041 31"

*Modern 21<sup>st</sup> century concepts maintain a classic beauty. Streamlined, understated elegance is featured in this line of quality Pilgrim products. At home in contemporary, eclectic or traditional settings, these sets will be valued by many generations to come.*

## Contemporary

Matte Black

Four tools featuring Arts & Crafts styling. Matte Black tools and base. Two handle finishes available.

Item# 18039 - Brushed Steel Handles 32"

Item# 18038 - Burnished Bronze Handles 32"



## Arts & Crafts

Matte Black

Four tools hang from square yoke. Matte Black tools featuring square Burnished Bronze handles and accents.

Item# 18040 32"



## Basket Weave Tool Set

Matte Black

4 piece tool set. This distinctive weave design complements any décor.

Item# 18079 34"



### Related Products

Item# 18349	Bowed Screen	Page 22
Item# 18570	Hearth Center	Page 32

## 2400 Series

Matte Black

Four tools suspended from a cast iron yoke with round cast iron base. Rugged, functional.

Item#		
18027	30"	Brass Ball
*18028VI	30"	Brass Ball
18029	30"	Iron Ball
18030	31"	Brass Barrel
18032	31"	MBK Barrel
18033	31"	Steel Barrel
*18034VI	31"	Steel Barrel

\*These models come with Vintage Iron tools and stand.



Ball



Iron Ball



Brass Barrel



Steel Barrel



MBK Black Barrel



## 1600 Series

Matte Black

All tools except brush nest in the solid brass yoke and gallery rail. Rectangular cast iron base.

Item#		
18017	30"	Brass Ball

## 2600 Series

Matte Black

Four tools suspended from cast iron yoke with round cast iron base with brass gallery rail.

Item#		
18036	31"	Brass Ball





*Pilgrim quality is evident in every detail. Each steel handle is individually contoured on a precision lathe, carefully polished and finished with a protective clear coat. Pilgrim brushes feature a natural fiber that will not produce a flame when exposed to fire.*



## 2300 Series

Matte Black

Four tools suspended from cast iron yoke with round cast iron base.

Item#		
18020	23"	Brass Ball
18021	23"	Iron Ball
18022	23"	Brass Barrel
18023	23"	MBK Barrel
18024	23"	Steel Barrel
*18025	23"	Steel Barrel

\*This model comes with Vintage Iron tools and stand.



An Ash Rake is one of the tools included with the tool sets on this page.



## Compact Set

Matte Black

**The Ultimate Woodstove Tool Set.**

Four tools. Simple, rugged, functional design. Welded tool holder.

Item# 18019 18"



## Raised Hearth

Vintage Iron

Hand-forged accents. Four tools including rake.

Item# 18000 23"



## Forged Iron Door

Matte Black, Vintage Iron or Burnished Bronze  
These fully opening door screens are offered with arched or straight top door, three standard finishes and two stock sizes.

### FGNDA - Arched Door Series

Item#	Width	Height	Finish
18437	39"	31"	Burnished Bronze
18438	39"	31"	Matte Black
18439	39"	31"	Vintage Iron
18440	44"	33"	Burnished Bronze
18441	44"	33"	Matte Black
18442	44"	33"	Vintage Iron




Available in custom sizes & colors

## Forged Iron Door

Matte Black, Vintage Iron or Burnished Bronze

### FGND - Straight Door Series

Item#	Width	Height	Finish
18431	39"	31"	Burnished Bronze
18432	39"	31"	Matte Black
18433	39"	31"	Vintage Iron
18434	44"	33"	Burnished Bronze
18435	44"	33"	Matte Black
18436	44"	33"	Vintage Iron



## Full Height Operable Door

Vintage Iron, Matte Black or  
Burnished Bronze

Item#	Width	Height	Finish
18466	39"	31"	Vintage Iron
18467	39"	31"	Matte Black
18468	39"	31"	Burnished Bronze
18469	44"	33"	Vintage Iron
18470	44"	33"	Matte Black
18471	44"	33"	Burnished Bronze

*Pilgrim Operable Door Screens are made using heavy duty angle iron construction that provides the most rigid and stable door frames available today. A durable powder coat finish is added to ensure years of lasting protection.*



## Iron Gate Arched Door Screen

Burnished Black or Burnished Bronze

Arched frame supports large decorative doors.

### FGD67A Series

Item#	Width	Height	Finish
18429	44"	34.5"	Burnished Bronze
18430	44"	34.5"	Burnished Black

### Related Products

Item# 18289	Single Panel Screen	Page 21
Item# 18534	Wood Holder	Page 36
Item# 18043	Tool Set	Page 6

## Iron Gate

Burnished Black

Artful accent detail draws the discriminating eye.

Also available with straight top doors.

### FGD63A - Arched Door Series (right)

Item#	Width	Height	Finish
18427	39"	31"	Burnished Black
18428	44"	33"	Burnished Black



### FGD63 - Straight Doors Series (above)

Item#	Width	Height	Finish
18425	39"	31"	Burnished Black
18426	44"	33"	Burnished Black



## Full Height Operable Door & Tea Lights

Burnished Bronze


Enjoy flickering flames even with your fireplace off. This screen features 6 tea light holders.

Item# 18472

Overall 41.75"W x 31"H



Tea Light Detail  
(Candles not included)



Cast Grape Detail

## Cast Grapevine & Leaf Flat Panel

Matte Black, Vintage Iron or Burnished Bronze

Beautifully detailed castings will add warmth to any room.

Item#	Width	Height	Finish
18337	44"	33"	Matte Black
18338	44"	33"	Vintage Iron
18339	44"	33"	Burnished Bronze

## Cast Rose Flat Panel

Vintage Iron


Detailed climbing cast roses add charm and warmth to this screen.

Item# 18247

Overall 39"W x 31"H



Cast Rose Detail



## Cast Sun Flower Flat Panel Screen

Vintage Iron

Our cast sunflower designs bring warmth to any room even without a fire burning.

Item# 18334

Overall 44"W x 33"H



Cast Sun Flower Detail





### Grand Oak

Matte Black

Tasteful appliqué brings a peaceful calm to the hearth.

Item# 18290

Overall 39"W x 33"H


### Forged Scroll Summer Screen


Matte Black

Perfect for gas fireplaces, or summer use. No screen mesh included.

Item# 18272

Overall 39"W x 31"H





## Forged Iron

Matte Black, Vintage Iron or  
Burnished Bronze

Single panel flat guard fits snugly against the hearth.

### FGN Series

Item#	Width	Height	Finish
18283	39"	31"	Burnished Bronze
18284	39"	31"	Matte Black
18282	39"	31"	Vintage Iron
18286	44"	33"	Burnished Bronze
18287	44"	33"	Matte Black
18285	44"	33"	Vintage Iron

\*Rumford screens may be ordered through our custom program.

**PILGRIM**  
*Custom*

Available in custom sizes & colors

## Craftsman

Vintage Iron

Note the heavy bar stock and distinctive details.

### FGN19 Series


Item#	Width	Height
18280	39"	31"
18281	44"	33"

\*Rumford screens may be ordered through our custom program.

**PILGRIM**  
*Custom*

### Related Products

Item# 18018	Tool Set	Page 7
Item# 18295	Bowed Screen	Page 24
Item# 18514	Hearth Center	Page 32
Item# 18529	Wood Holder	Page 37



Unlike many less expensive screens available, Pilgrim screen mesh is made of a heavier wire construction with 8 strands of wire per inch for maximum safety against hot sparks and embers.



### Iron Gate

Burnished Black

Functional design specifically for those who heat their homes with wood.

Item#	Width	Height
18289	39"	31"

#### Related Products

Item# 18043	Tool Set	Page 6
Item# 18425	Operable Doors	Page 17
Item# 18429	Operable Doors	Page 17
Item# 18534	Wood Holder	Page 36


### Applique Scroll

Matte Black or Vintage Iron

The playful scrollwork comes to life with the sight and sound of logs blazing and crackling in the fireplace.


FGF Series (right)

Item#	Width	Side Height	Center Height	Finish
18275	39"	29½"	33½"	Matte Black
18276	39"	29½"	33½"	Vintage Iron
18277	44"	29½"	34¼"	Matte Black
18278	44"	29½"	34¼"	Vintage Iron



FGN Arched Series (above)

Item#	Width	Side Height	Center Height	Finish
18270	39"	29½"	33½"	Matte Black
18271	39"	29½"	33½"	Vintage Iron
18273	44"	29½"	34¼"	Matte Black
18274	44"	29½"	34¼"	Vintage Iron





## Basket Weave Bowed Screen

Matte Black

This distinctive weave design complements any décor.

Item# 18349

Overall 42.5"W x 31"H

### Related Products

Item# 18079	Tool Set	Page 13
Item# 18570	Hearth Center	Page 32



Basket Weave Detail

## Bowed Tea Light Screen

Matte Black

Enjoy flickering flames even with your fire-place off. This handsome screen features 14 tea light holders.

Item# 18340


Overall 44"W x 31"H



Tea Light Detail  
(Candles not included)







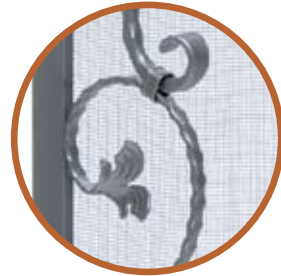
## Forged Scallop Bowed Screen

Vintage Iron

Hand-forged scallop details adorn this popular screen.

Item# 18343

Overall 44"W x 33"H



Forged Scallop Detail

## Cast Floral Bowed Screen

Vintage Iron

Floral detail castings complete the graceful bow-shaped design.

Item# 18346

Overall 44"W x 33.5"H



Cast Floral Detail



## Pine Cone Bowed Screen

Matte Black


For nature lovers who want to bring the outdoors in. This pine cone and branch design is made just for you.

Item# 18330

Overall 44.75"W x 33"H

### Related Products

Item# 18084	Tool Set	Page 6
Item# 18560	Wood Holder	Page 36



## Screen With Tools

Vintage Iron

Fire screen lifts away for tending fire.  
6½" depth.

### FST Series

Item#	Overall Width	Screen Width	Screen Height
18294	48"	36"	30"

## Bowed Craftsman

Vintage Iron


Heavy bar stock and distinctive details.  
6½" depth.


### FSU Series

Item#	Width	Height
18295	39"	31"
18296	44"	31"

### Related Products

Item# 18280	Single Panel Screen	Page 20
Item# 18018	Tool Set	Page 7
Item# 18514	Hearth Center	Page 32
Item# 18529	Wood Holder	Page 37





## Ball & Claw

Burnished Black

Gentle arch highlighted with regal forged ball and claw detail. 6" depth.

Item#	Width	Height
18297	39"	32.5"

### Related Products

Item# 18042	Tool Set	Page 6
Item# 18533	Wood Holder	Page 36



Ball & Claw Detail

## Bowed Portfolio

Matte Black

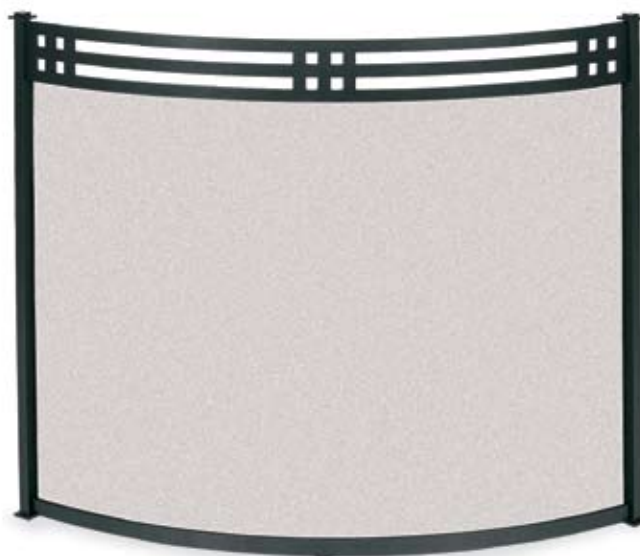
Time-honored detail at home in a traditional or contemporary setting. 6½" depth.

### FAC Series

Item#	Width	Height
18443	39"	31"
18444	44"	31"

### Related Products

Item# 18178	Tool Set	Page 12
Item# 18538	Wood Holder	Page 37
Item# 18539	Hearth Center	Page 32



## Cast Grapevine Tri Panel


Matte Black

Beautifully detailed castings are the perfect addition to any room.

Item#	Center Width	Side Width	Side Height
18235	30"	12"	30"



Cast Grapevine Detail



## Forged Sun Detail Tri Panel

Burnished Bronze

The forged sun details on this popular screen will brighten any hearth.

Item#	Center Width	Side Width	Side Height
18241	30"	12"	28"



Forged Sun Detail





## Cast Traditional Tri Panel

Vintage Iron

The stately cast designs command attention in any room.

Item#	Center Width	Side Width	Side Height
18250	31.5"	12"	31.5"

## Cast Sunflower Tri Panel

Vintage Iron

Our cast sunflower designs bring warmth to any room even without a fire burning.

Item#	Center Width	Side Width	Side Height
18238	30"	12"	30"



Cast Sunflower Detail



## Cast Rose Tri Panel

Vintage Iron

Detailed climbing cast roses add charm and warmth to this screen.

Item#	Center Width	Side Width	Side Height
18244	27.5"	12"	27.5"



Cast Rose Detail



## Rectangular



Piano-hinged three panel design. Center panel width: 30"

Item#	Side Width	Height	Finish
18213	8"	26"	Matte Black
18215	8"	30"	Matte Black
18214	12"	30"	Matte Black
18219	8"	26"	Vintage Iron
18220	8"	30"	Vintage Iron
18221	12"	30"	Vintage Iron

## Camelback Arch

Piano-hinged three panel camelback arch design.  
Center panel width: 30"

Item#	Side Width	Hinge Height	Center Height	Finish
18216	8"	26"	28.5"	Matte Black
18217	8"	30"	32.5"	Matte Black
18218	12"	30"	32.5"	Matte Black
18222	8"	26"	28.5"	Vintage Iron
18223	8"	30"	32.5"	Vintage Iron
18224	12"	30"	32.5"	Vintage Iron



## Full Arch

Piano-hinged three panel full-arch design. Center panel width: 30"

Item#	Side Width	Hinge Height	Center Height	Finish
18200	8"	26"	29"	Burnished Bronze
18201	8"	26"	29"	Matte Black
18202	8"	26"	29"	Vintage Iron
18203	8"	30"	32.5"	Burnished Bronze
18204	8"	30"	32.5"	Matte Black
18205	8"	30"	32.5"	Vintage Iron
18206	12"	30"	32.5"	Burnished Bronze
18207	12"	30"	32.5"	Matte Black
18208	12"	30"	32.5"	Vintage Iron



## Grand Oak

Matte Black

Piano-hinged three panel appliqué design.

Center panel width: 30"

Item#	Side Width	Hinge Height
18209	12"	30"


## Arch Bow - Tri Panel

Matte Black

Contemporary arch bow center section. 3" depth.

Center panel width: 30"

Item#	Side Width	Hinge Height	Center Height
18211	8"	30"	35"
18212	12"	30"	35"



## SGI Series

### Vintage Iron Screen

Accented with Vintage Iron trim and twisted bar stock handles. See chart below for range of standard sizes. Packed three per carton. The SGI series is available in the more popular Rumford Fireplace sizes.

SGI Sold in three Packs			RSGI Rumford Single Pack		
Item#	Width	Height	Item#	Width	Height
18371	31"	31"	18353	38"	37"
18372	39"	28"	18354	44"	43"
18373	39"	31"			
18374	44"	30"			
18375	44"	33"			
18376	50"	33"			

**PILGRIM**  
*Custom*




## SGBB Series

### Burnished Bronze Trim

Accented with Burnished Bronze trim and twisted bar stock handles. See chart below for range of standard sizes. Packed three per carton.

Item#	Width	Height
18368	39"	31"
18369	44"	33"
18370	50"	33"

**PILGRIM**  
*Custom*



SGI and SGBB  
handle detail.



The SG Series provides a choice of four different finishes and six standard sizes. All frames consist of large diameter steel rods welded to an extra heavy kick plate to provide rigid support. Our mesh is specially woven to ensure that no jagged edges are exposed. Handles are securely bolted to the frame, not the mesh. Sold nested in multiple packs. 6½" depth.



## SG Series

### Traditional Screen

Matte Black finish with polished brass handles. Also available are simple Matte Black handle kits, sold separately, consisting of two round bar steel handles with mounting hardware. Packed three per carton. The SG series is available in the more popular Rumford Fireplace sizes.

SG Sold in three Packs			RSG Rumford Single Pack		
Item#	Width	Height	Item#	Width	Height
18356	31"	31"	18350	38"	37"
18357	39"	28"	18351	44"	43"
18358	39"	31"	*† 18352	50"	49"
18359	44"	30"			
18360	44"	33"			
18361	50"	33"			



\* Limited stock


† Parcel shipment not available for this item.

## SGB Series

### Brass Trim Screen

Accented with polished brass trim. See chart below for range of standard sizes. Packed three per carton.

Item#	Width	Height
18366	44"	33"
18367	50"	33"



Black solid steel handles are sold separately and may be used on any Pilgrim Spark Guard.  
Item# 5151



## Basket Weave Hearth Center

Matte Black

4 piece tool set. This distinctive weave design complements any décor.

Item# 18570

Overall 13.25"W x 28.5"H x 12.75"D

### Related Products

Item# 18349	Bowed Screen	Page 22
-------------	--------------	---------

Item# 18079	Tool Set	Page 13
-------------	----------	---------



## Craftsman Hearth Center

Vintage Iron

Item# 18514

14½"W x 30"H x 13"D

### Related Products

Item# 18280	Single Panel Screen	Page 20
-------------	---------------------	---------

Item# 18295	Bowed Screen	Page 24
-------------	--------------	---------

Item# 18018	Tool Set	Page 7
-------------	----------	--------

Item# 18529	Wood Holder	Page 37
-------------	-------------	---------



## Portfolio Hearth Center

Matte Black

Item# 18539

14"W x 30"H x 13"D

### Related Products

Item# 18443	Bowed Screen	Page 25
-------------	--------------	---------

Item# 18538	Wood Holder	Page 37
-------------	-------------	---------

Item# 18178	Tool Set	Page 12
-------------	----------	---------



## Forged Iron Hearth Center

Vintage Iron

Item# 18515

12"W x 31"H x 16"D

*Pligrim Wood Holders are made of heavy-duty 3/8" x 1 1/2" bar steel. We use non-marring wheels and solid wood for our handles. All wood holders have a durable powder coat finish added to ensure years of lasting protection.*



### Forged Iron Wood Cart

Vintage Iron  
Extra heavy-duty design.  
Outboard non-marring wheels with wood handle.

Item# 18525  
14"W x 40"H x 19"D



### Black Canvas Liner

18525 shown at left with optional heavy-duty canvas liner.

Item# 18505

### Traditional Wood Cart

Matte Black  
Wide, non-marring outboard wheels for easy maneuvering.  
Packed 3 per carton.

Item# 18524  
17"W x 37"H x 12"D



### Big Wheel Wood Cart

Vintage Iron  
Hauling wood has never been easier with large pneumatic tire design.

Item# 18557  
43"H x 18"W x 19"D



Note: When transporting cart from outside to indoors, be sure to clean off all debris to avoid possible damage to floor surfaces. It is not recommended that the cart be rolled across hardwood floors.



### Top Grain Wood Carriers

Double-sewn seams and riveted for strength.

Item#		Dimensions
18501	Brown Suede	29"W x 17"D
18502	Black Suede	29"W x 17"D
18503	Finished Leather w/Canvas Liner	29"W x 17"D

### Fat Wood Holders

Vintage Iron or Burnished Bronze



Anvil Fat Wood Holder  
7"W x 12"H

Item#	Finish
18506	Burnished Bronze
18507	Vintage Iron



Traditional Fat Wood Holder  
7"W x 6½"H

Item#	Finish
18511	Burnished Bronze
18513	Vintage Iron



Forged Fat Wood Holder  
7"W x 9"H

Item#	Finish
18508	Burnished Bronze
18510	Vintage Iron

Note: Fat Wood Not Included





### Traditions Log Carrier

Matte Black

Suede leather carrier suspended from Black Iron frame.

Item# 18516  
24"W x 15½"H x 17"D



### Folding Log Carrier

Vintage Iron or Burnished Bronze

Suede leather carrier fits snugly on frame.  
Folds for shipping and off-season storage.

Item#	Dimensions	Finish
18518	24"W x 19"H x 15"D	Vintage Iron
18519	24"W x 19"H x 15"D	Burnished Bronze



### Anvil Log Carrier

Vintage Iron

Premium leather log carrier with black canvas liner on a hand-forged open loop frame.

Item# 18520  
21"W x 20½"H x 15"D



### Forged Iron Log Carrier

Vintage Iron

Suede leather carrier with Vintage Iron frame.

Item# 18517  
25"W x 17½"H x 14"D

## Pine Cone Wood Holder

Matte Black

Keep the hearth clean and wood close at hand in this matching wood holder.

Item# 18560

Overall 13.5"W x 11.75"H x 12.5D

### Related Products

Item# 18330	Bowed Screen	Page 24
Item# 18084	Tool Set	Page 6



## Ball & Claw

Burnished Black

Regal styling fitted for smaller hearths.

Item# 18533

15"W x 16"H x 10"D

### Related Products

Item# 18297	Bowed Screen	Page 25
Item# 18042	Tool Set	Page 6

## Forged Iron

Vintage Iron

Complements all Vintage Iron hearth tools. Large capacity. Packed 2 per carton.

Item# 18528

14"W x 22"H x 13"D



## Iron Gate

Elegant accents in a compact size.

Burnished Bronze

Item# 18534

Burnished Black

Item# 18535

14½"W x 14½"H x 10"D

### Related Products

Item# 18289	Single Panel Screen	Page 21
Item# 18425	Operable Doors	Page 17
Item# 18429	Operable Doors	Page 17
Item# 18043	Tool Set	Page 6



## Craftsman

Vintage Iron

Natural stone slate base.

Item# 18529  
14"W x 16"H x 14"D

### Related Products

Item# 18280	Single Panel Screen	Page 20
Item# 18295	Bowed Screen	Page 24
Item# 18514	Hearth Center	Page 32
Item# 18018	Tool Set	Page 7

## Blacksmith

Vintage Iron

Designed to fit most hearths.

Item# 18526  
14"W x 23"H x 13"D

Item# 18527  
22"W x 23"H x 13"D



## Portfolio

Matte Black

Positions wood off the hearth for a clean look.

Item# 18538  
15"W x 16"H x 15"D

### Related Products

Item# 18443	Bowed Screen	Page 25
Item# 18178	Tool Set	Page 12
Item# 18539	Hearth Center	Page 32



### Pilgrim Fire Pit with Mesh Ember Cover

Vintage Iron

Enjoy a cozy fire outdoors any time of year with this inviting fire pit from Pilgrim. Made from heavy gauge, powder coated steel components and forged iron frames.

Item# 18640

32"W x 16"H x 24"D

Height with Mesh Ember Cover 24"H



### Ash Holder

Matte Black

Piano-hinged lid fits tightly. Wooden handle protects user's hands.

Item# 18500

9½"W x 9"H x 19"D



### Mini Ash Toolset

Matte Black

The perfect tool set for quick clean-up and simple storage.

Item# 18082      14"L



## Log Hoops

Matte Black

All-welded 1/2" solid steel stock. Crossbar included.

24" Diameter  
Item# 18521

36" Diameter  
Item# 18522

48" Diameter  
Item# 18523



## Wood Holder

Matte Black

Solid square stock, all-welded construction. Packed 3 per carton. Two sizes.

Item# 18530  
25"W x 22"H x 12"D

Item# 18531  
18"W x 22"H x 12"D

## Utility Outdoor Wood Rack

Vintage Iron

The heaviest duty and most versatile wood rack available. Shelves & hooks included. Accessories pictured not included.

Item# 18565  
Overall 48.5"W x 60.25"H x 14"D

Heavy Duty Utility Outdoor Wood Rack Cover

Item# 18566



Patent Pending



**Colonial**  
Vintage Iron  
Andirons complement any Vintage Iron screen.

Item# 18616  
11"W x 17"H x 14"D

## Blacksmith

Vintage Iron  
Craftsman styling and design.

Item# 18615  
11"W x 18"H x 14"D



## Zero Clearance

Very narrow depth. Ideal replacement grate for smaller wood burning factory-built fireplaces. Heavy duty.  
3" clearance, 11" depth.  
Sold in bundles of ten.

### T-Series

Item#	Front	Back	Bars	Center Leg
18609/10	18.5"	14.5"	6	
18610/10	22.5"	18.5"	7	



## Rectangular

Non-tapered grate designed for large fireplaces.  
4.5" clearance, 17" depth.  
Sold in bundles of ten.

### LMG-Series

Item#	Front	Back	Bars	Center Leg
18605/10	24.5"	24.5"	7	
18606/10	28.5"	28.5"	8	x
*18607/10	36.5"	36.5"	10	x
*18608/10	42.5"	42.5"	12	x

\*Item #18607 and #18608 are sold individually.



## Zero Clearance

Narrow depth. Ideal replacement grate for most wood burning factory-built units and shallow masonry fireplaces. Heavy duty.  
3" clearance, 14" depth.  
Sold in bundles of ten.

### F-Series

Item#	Front	Back	Bars	Center Leg
18603/10	22.5"	16.5"	6	
18604/10	27.5"	22.0"	8	x



## Ember

Heavy gauge, expanded metal welded to our cross bars keeps the coals up on the grate for complete burn.  
6" clearance, 17" depth.  
Sold in bundles of ten.

### EG-Series

Item#	Front	Back	Bars	Center Leg
18600/10	24.5"	20.5"	7	
18601/10	28.5"	24.5"	8	x
18602/10	33.5"	28.5"	10	x



## Tapered

For use with tapered wood burning fireplaces. Self-feeding design.  
4.5" clearance, 16" depth.  
Sold in bundles of ten.

### TLM-Series

Item#	Front	Back	Bars	Center Leg
18611/10	20.5"	17.5"	6	
18612/10	24.5"	20.5"	7	
18613/10	28.5"	24.5"	8	x
18614/10	33.5"	28.5"	10	x

Note: Parcel shipment not available for grates.

# PILGRIM ENSEMBLES




**Iron Gate Ensemble**  
 Item# 18427 Operable Door  
 Item# 18043 Tool Set  
 Item# 18535 Wood Holder



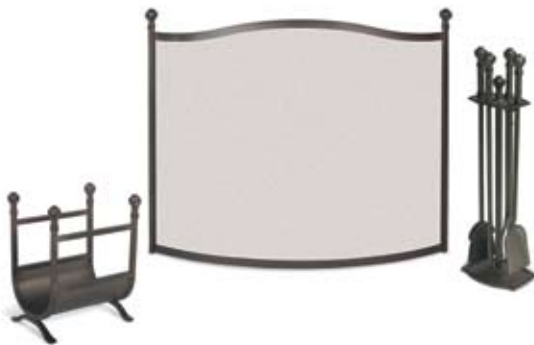
**Iron Gate Ensemble**  
 Item# 18289 Single Panel  
 Item# 18043 Tool Set  
 Item# 18535 Wood Holder



**Craftsman Ensemble**  
 Item# 18295 Bowed Screen  
 Item# 18514 Hearth Center



**Craftsman Ensemble**  
 Item# 18280 Single Panel  
 Item# 18018 Tool Set  
 Item# 18529 Wood Holder



**Ball & Claw Ensemble**  
 Item# 18297 Bowed Screen  
 Item# 18042 Tool Set  
 Item# 18533 Wood Holder



**Portfolio Ensemble**  
 Item# 18443 Bowed Screen  
 Item# 18178 Tool Set  
 Item# 18538 Wood Holder



**Basket Weave Ensemble**  
 Item# 18349 Bowed Screen  
 Item# 18570 Hearth Center



**Basket Weave Ensemble**  
 Item# 18349 Bowed Screen  
 Item# 18079 Tool Set



*Quality Built, Value Priced.*

*Our Napa Forge line of products has been designed to be price competitive without sacrificing the styling or quality you've come to expect. We have broadened the selection of Napa Forge products to include designs ranging from Arts & Crafts to Victorian and Antique to Contemporary in multiple sizes and finishes. See for yourself why Napa Forge is our fastest growing brand.*

### **Peace of Mind – Limited 10 Year Guarantee**

Pilgrim guarantees the materials and workmanship of its Napa Forge products for 10 years. Pilgrim will, at its discretion, repair or replace, free of charge, any Napa Forge item which proves to be defective due to normal use. The warranty gives you specific legal rights, and you may also have other rights which vary from state to state. Some states do not allow the exclusion or limitation of incidental or consequential damages, so the above limitation or exclusion may not apply to you. Some states do not allow limitation on how long an implied warranty lasts, so the above limitation may not apply to you.

### **How Our Guarantee Works**

Pilgrim will, at its discretion, repair or replace, free of charge, any Hearth or Home item which proves to be defective due to normal use. Contact our customer service department at 800-227-1044 during normal business hours, fax your original invoice to us at 707-746-8950 or email [customerservice@pilgrimhearth.com](mailto:customerservice@pilgrimhearth.com).

### **Disclaimer**

Any implied warranties arising out of this sale, including but not limited to the implied warranties of merchantability and fitness for a particular purpose, Pilgrim shall not be liable for loss of use of the product or other incidental or consequential costs, expenses, or damage incurred by the consumer or any other user. Some states do not allow the exclusion or limitations of implied warranties or consequential damages, so the above limitations or exclusion may not apply.








## Antique Scroll

Four tool set features hand-forged ironwork. Available in three finishes.

Black (pictured)  
Item# 19001 33"

Brushed Pewter  
Item# 19002 33"

Brushed Bronze  
Item# 19003 33"



## Victorian

Twisted stand capped with classic Victorian-style finial. Available in three finishes.


Black (pictured)  
Item# 19006 33"

Brushed Pewter  
Item# 19007 33"

Brushed Bronze  
Item# 19008 33"



Black



Brushed Pewter



Brushed Bronze



Graphite



### Garden Trivet

Four hanging tools centered over a round trivet.

Black  
Item# 19012 32"



### Rosettes

Tool stand features four cast rosettes with twist vine detail.

Brushed Bronze  
Item# 19013 30"



### Shakespeare's Garden

Traditional styling with four hanging tools.

Graphite  
Item# 19005 29"



### Metro Bridge

Constructed from square stock with curled loop accents.

Black  
Item# 19009 32"



### Arts & Crafts

Cylindrical stand featuring four tools.

Black  
Item# 19004 29"



### Country Scroll

Playful scrolls on top and bottom of stand. Four tools with curled loop handles.

Black  
Item# 19014 32"



### Black Twirl

Decorative design featuring forged loop twirls on handles and stand.

Black  
Item# 19011 33"



### City Bridge

Reflects Asian architectural detail on stand. Four tools.

Black  
Item# 19010 32"



### Contemporary Hearth Center

Four tools with log storage on top and kindling storage on the bottom.

Black  
Item# 19409  
32"H x 13"W x 13"D





## Vienna

Hand-forged scrolls dance across the frame and doors on this folding screen. Offered in two distinctive finishes.

Center panel dimensions:  
28"W x 41"H  
14"W side panels.  
Each door measures 13"W x 30"H.

Brushed Pewter (pictured)  
Item# 19325

Brushed Bronze  
Item# 19326

## Renaissance

Gentle arch panel screen featuring a wide opening set of doors.

Center panel dimensions:  
30"W x 34"H  
12"W side panels.  
Each door measures 14"W x 24"H.

Black  
Item# 19327

Brushed Bronze  
Item# 19328

Brushed Pewter (pictured)  
Item# 19329



## Leaf & Vine

Flat panel screen featuring decorative leaf & vine detail on doors and frame.

Outer frame is 44"W x 34"H.  
Each door measures 10"W x 26"H.

Black  
Item# 19330

Brushed Bronze  
Item# 19331





## Villa

Solid square stock steel featuring hand-forged scrolls designed specifically for large fireplaces.

Center panel dimensions:  
28"W x 36"H  
15"W side panels.

Black (pictured)  
Item# 19205

Brushed Pewter  
Item# 19206

Brushed Bronze  
Item# 19207



## Vienna

Full arch three-panel screen encompassing artful scrolls.

Center panel dimensions:  
28"W x 35"H  
14"W side panels.

Black  
Item# 19208

Brushed Bronze  
Item# 19209

Brushed Pewter (pictured)  
Item# 19210



## Antique Scroll

Delicate scrolls across all arched panels. Designed for taller fireplaces.

Center panel dimensions:  
27"W x 38"H  
13"W side panels.

Black (pictured)  
Item# 19200

Brushed Bronze  
Item# 19201





### Shakespeare's Garden

Three-panel decorative scroll screen.

Center panel dimensions:

25"W x 31½"H

12½"W side panels.

Graphite

Item# 19203

### Country Scroll

Simple scroll design across all three panels.


Center panel dimensions:

25"W x 31½"H

12½"W side panels.

Black

Item# 19204



### Leaf & Vine

Leaf and vine design with arched center panel.

Center panel dimensions:

30"W x 33"H

12½"W side panels.

Black

Item# 19214



## Forged Diamond Tri Panel Screen

Black

Hand-forged detailing of this unique screen make this a best-selling design.

Item# 19222

30"W x 30"H 8"W sides




## Forged Sunflower Scroll Tri Panel Screen

Black

A whimsical floral scroll design with glass flower accents make this a best-seller.

Item# 19225

30"W x 29"H 9"W sides



Forged Sunflower Scroll  
With Glass Accent



## Three Tea Light Tri Panel Screen

Black

Enjoy flickering flames even with your fireplace off. This handsome screen features 3 tea light holders.

Item# 19231

24"W x 29"H 12"W sides



Tea Light Tri Panel Detail  
(Candles not included)



## Forged Floral Tri Panel Screen

Black

This delightful flower detail with glass accents will brighten any room. Another Napa Forge best-seller.

Item# 19228

30"W x 29"H 9"W sides



Forged Floral Detail  
With Glass Accent



## Elements

Striking flat-top three-panel screen.

Center panel dimensions:  
30"W x 30"H  
12"W side panels.

Black

Item# 19215

Brushed Bronze (pictured)

Item# 19216

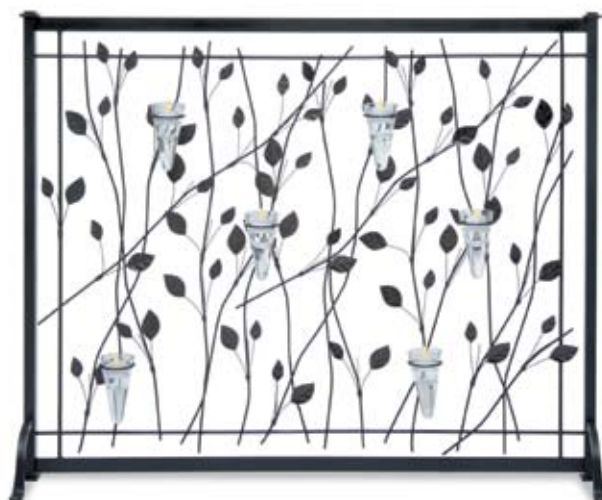
## Rosettes

Three-panel screen featuring cast rosette accents.

Center panel dimensions:  
27"W x 28"H  
12"W side panels.

Brushed Bronze

Item# 19213



## Summer Screen Leaf & Sconce Tea Light

Black


A decorator's dream. 6 distinctive tea light holders with hand-painted leaf design. No screen mesh included. Recommended for gas burning or decorative fireplaces.

Item# 19258

39.5"W x 31.25"H



Leaf & Sconce Tea Light Detail  
(Candles not included)



## Traditional Arch

Gentle arched center panel featuring closed-loop handles for easy handling.

### Two sizes:

Black

Item# 19211 (pictured)

Center panel dimensions:

28"W x 33"H

11"W side panels.

Black

Item# 19212

Center panel dimensions:

28"W x 37"H

11"W side panels.

## Traditional Straight-Top

Classic straight-top three panel screen.

Center panel dimensions:

28"W x 30"H

11"W side panels.

Black

Item# 19217



## Stove Guard

Matte Black

This screen is designed with extra long sides to help protect kids and pets from freestanding gas and wood stoves.

Center panel 30"W x 32"H

Side panels 26"W x 30"H

Item# 19261



### Shakespeare's Garden

Arched flat scroll screen.

Measures 39"W x 31"H

Graphite  
Item# 19253

### Shakespeare's Garden Bowed

Decorative bowed scroll screen.

Measures 41"W x 30"H

Depth of bow 7"

Graphite  
Item# 19252



### Country Scroll

Simple scroll design adds interest to any hearth.

Measures 37"W x 32"H

Black  
Item# 19254





### Contemporary

Simple elegance in a single panel screen.

Measures 39"W x 32"H


Black  
Item# 19250

### Classic Arch

A perfect fit on any hearth.

Measures 39"W x 31"H

Black  
Item# 19255



### Flat Panel

Solid construction and sized to fit most hearths.

Measures 39"W x 31"H

Black  
Item# 19256



## Traditions

Black

Suede leather carrier suspended from Black Iron frame.

Item# 18516

24"W x 15½"H x 17"D



## Country Scroll

Holder folds for easy storage when not in use. Packed 2 per carton.

18"W x 18"H x 13"D

Black

Item# 19400

Brushed Bronze

Item# 19401

Brushed Pewter (pictured)

Item# 19402

## Log Hoops

Black

All-welded ½" solid steel stock. Crossbar included.

24" Diameter  
Item# 18521

36" Diameter  
Item# 18522

48" Diameter  
Item# 18523



## Traditions Wood Cart

Black

Wide, non-marring out-board wheels for easy maneuvering.

17"W x 37"H x 12"D  
Item# 19408



Note: When transporting cart from outside to indoors, be sure to clean off all debris to avoid possible damage to floor surfaces. It is not recommended that the cart be rolled across hardwood floors.



All rugs on this page meet all the necessary requirements for surface flammability of carpets and rugs. (Federal Standard DOC-FF-1-70). Hot cinders will damage the fibers, but will not spread the flame.



### Solid Natural Pebble

Berber with non-slip backing

Item# 19601  
23.5"H x 40"W



### Solid Natural Stone

Berber with non-slip backing

Item# 19602  
23.5"H x 40"W



### Evergreen

Berber with non-slip backing

Item# 19603  
23.5"H x 40"W



### Garden Walk

Berber with non-slip backing

Item# 19604  
23.5"H x 40"W



### Chickadee Border

Berber with non-slip backing

Item# 19605  
23.5"H x 40"W



### Deer With Trees

Berber with non-slip backing

Item# 19606  
23.5"H x 40"W



### Oriental Ivy

Berber with non-slip backing

Item# 19607  
23.5"H x 40"W



### Sis Blakely

Berber with non-slip backing

Item# 19608  
23.5"H x 40"W



All rugs on this page meet all the necessary requirements for surface flammability of carpets and rugs. (Federal Standard DOC-FF-1-70). Hot cinders will damage the fibers, but will not spread the flame.



### Textured Weave Fonda

Woven pattern with non-slip backing

Item# 19609  
20"H x 35"W

### Textured Weave Leaf

Woven pattern with non-slip backing

Item# 19610  
20"H x 35"W



### Textured Weave Fruit

Woven pattern with non-slip backing

Item# 19611  
20"H x 35"W

### Textured Weave Stripes

Woven pattern with non-slip backing

Item# 19612  
20"H x 35"W



### Textured Weave Fairlawn

Woven pattern with non-slip backing

Item# 19613  
20"H x 35"W

### Textured Weave Oak Lane

Woven pattern with non-slip backing

Item# 19614  
20"H x 35"W





All rugs on this page meet all the necessary requirements for surface flammability of carpets and rugs. (Federal Standard DOC-FF-1-70). Hot cinders will damage the fibers, but will not spread the flame.

### Textured Weave Leaf Large

Woven pattern with non-slip backing

Item# 19615  
22.4"H x 35.4"W



### Textured Weave Scroll

Woven pattern with non-slip backing

Item# 19616  
22.4"H x 35.4"W

### Textured Weave Fine Line Natural

Woven pattern with non-slip backing

Item# 19617  
22.4"H x 35.4"W



### Textured Weave Fine Line Dark Brown

Woven pattern with non-slip backing

Item# 19618  
22.4"H x 35.4"W

# NAPA FORGE ENSEMBLES




## Napa Forge Ensemble

Item# 19200 Antique Scroll Tri Panel  
Item# 19001 Antique Scroll Tool Set  
Item# 19400 Country Scroll Wood Holder



## Napa Forge Ensemble

Item# 19203 Shakespeare's Garden Tri Panel  
Item# 19005 Shakespeare's Garden Tool Set



## Napa Forge Ensemble

Item# 19204 Country Scroll Tri Panel  
Item# 19014 Country Scroll Tool Set  
Item# 19400 Country Scroll Wood Holder



## Napa Forge Ensemble

Item# 19213 Rosettes Tri Panel  
Item# 19013 Rosettes Tool Set



## Napa Forge Ensemble

Item# 19205 Villa Tri Panel  
Item# 19006 Victorian Tool Set  
Item# 19400 Country Scroll Wood Holder



## Napa Forge Ensemble

Item# 19260 Grapevine Tri Panel  
Item# 19024 Grapevine Tool Set  
Item# 18504 Grapevine Wood Holder





### Carved Scroll Bellow

Cast nozzle with rivet and leather details

Item# 19631

19"H x 7.5"W



### Rich Brown Bellow

Cast nozzle with rivet and leather details

Item# 19632

19"H x 7.5"W



### Natural Grain Bellow

Cast nozzle with rivet and leather details

Item# 19633

19"H x 7.5"W



### Tall Black Bellow

Cast nozzle with rivet and leather details

Item# 19634

25"H x 9"W



Matte Black



Vintage Iron



Burnished  
Bronze



Antique  
Brushed  
Copper



### Coal / Pellet Bucket With Shovel

Black, Vintage Iron, Burnished Bronze  
and Antique Brushed Copper

Black Item# 19502

16.5"H x 14"W

Vintage Iron Item# 19505

16.5"H x 14"W

Burnished Bronze Item# 19507

16.5"H x 14"W

Antique Brushed Copper Item# 19506

16.5"H x 14"W



### Standard Ash Bucket With Lid

Black, Vintage Iron, Burnished Bronze  
and Antique Brushed Copper

Black Item# 19503

16.5"H x 14"W

Vintage Iron Item# 19508

16.5"H x 14"W

Burnished Bronze Item# 19510

16.5"H x 14"W

Antique Brushed Copper Item# 19509

16.5"H x 14"W





## Grapevine Tri Panel

Antique Brushed Copper

This popular Vine & Leaf design will add warmth to any room.

Center panel 24.5"W x 29.75"H

Side panels 11.5"W x 24"H

Item# 19260



## Grapevine Wood Holder

Antique Brushed Copper

This matching wood holder folds for easy storage.

Item# 19422

12.5"H x 19.5"W x 13"D



## Grapevine Tool Set

Antique Brushed Copper

Designed to keep tools neatly stored.

Item# 19024

29"H x 8"W x 8"D



(Candles not included)

## Grapevine Candelabra

Antique Brushed Copper

Add the warmth and charm of flickering flames to any fireplace.

Item# 19641

8.5"H x 25"W x 7"D



(Candle not included)

## Grapevine Candle Holder

Antique Brushed Copper

The perfect accessory to round out your hearth collection.

Item# 19642

18.5"H x 5"W x 5"D



### Canvas Log Carrier

White

Ideal for the occasional wood burner.

Item# 19511

19"L x 17.5"H



### Hearth Gloves

Dark Brown

Protect your hands while tending the fire with these 13" long, top quality insulated leather gloves.

Item# 19619



### 28" Canvas Log Tote

Black

Durable construction and an extra-wide opening make this a must-have for the wood burning enthusiast.

Item# 19512

28"L x 9"W x 18"H



### 22" Canvas Log Bag

Black

Heavy-duty straps and durable canvas construction make this bag a best-seller.

Item# 19513

22"L x 11"W x 14"H

## Gas Valve Cover

Black, Satin Nickel, Antique Brass and Brass  
Gas valve cover with neck. 2-1/8" dia. top plate, 5/8" hole - 1"  
dia. threads, and is 2" long.  
Master pack of 12

Black

Item# 19700 2"L x 2.125"D

Satin Nickel

Item# 19701 2"L x 2.125"D

Antique Brass

Item# 19702 2"L x 2.125"D

Brass

Item# 19703 2"L x 2.125"D



## Victorian Key 1/4" Stem

Black, Satin Nickel, Antique Brass and Brass  
Gas valve key with decorative flourish design.  
Master pack of 12

Black

Item# 19704 3.75" L

Satin Nickel

Item# 19706 3.75" L

Antique Brass

Item# 19708 3.75" L

Brass

Item# 19710 3.75" L



## Victorian Key 5/16" Stem

Black, Satin Nickel, Antique Brass and Brass  
Gas valve key with decorative flourish design.  
Master pack of 12

Black

Item# 19705 3.75" L

Satin Nickel

Item# 19707 3.75" L

Antique Brass

Item# 19709 3.75" L

Brass

Item# 19711 3.75" L



## Notes

[illegible]





LET PILGRIM BUILD THE  
PERFECT SCREEN TO FIT YOUR  
STYLE AND YOUR BUDGET.

**It's easy to measure your fireplace.**

### **Custom Straight-top:**

1. Measure the width of the fireplace opening near the top and near the bottom. (Fig.1)
2. Measure the height from the bottom of the fireplace opening to the top of the opening on both sides. (Fig.2)
3. If the 2 widths and 2 heights do not match, use the widest and/or the highest measurement.

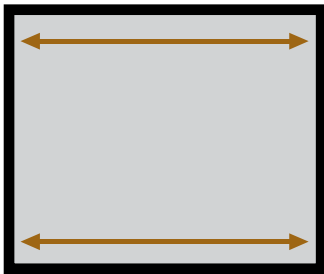


Fig. 1

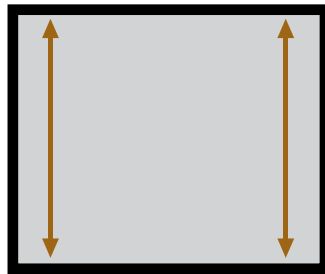


Fig. 2

### **Custom Arch-top**

See above for procedure. In addition, measure from the bottom to the top at the center of the opening (Fig. 2)

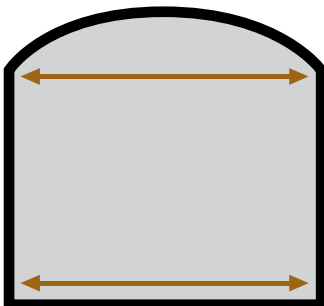


Fig. 1

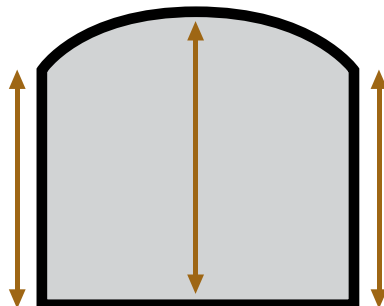


Fig. 2





6200 Goodyear Road  
Benicia, CA 94510  
800-227-1044  
Fax 707-746-8950  
[www.PilgrimHearth.com](http://www.PilgrimHearth.com)